

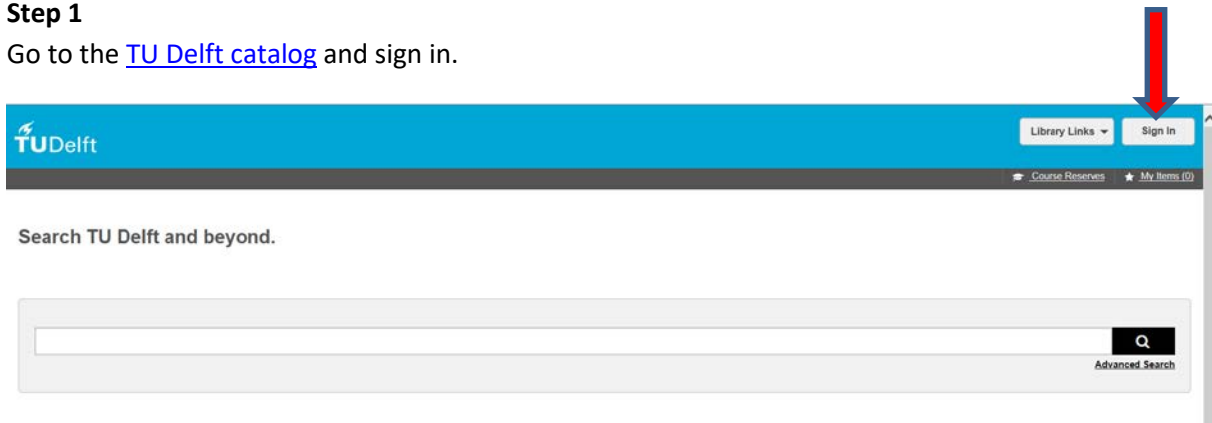
Requesting documents from another library

TU Delft Library, 30 January 2019

You can request articles, chapters or books from other libraries inside and outside the Netherlands in the following way.

Step 1

Go to the [TU Delft catalog](#) and sign in.




Step 2

If you are a TU Delft employee or student, you select TU Delft in the list of institutions and sign in.

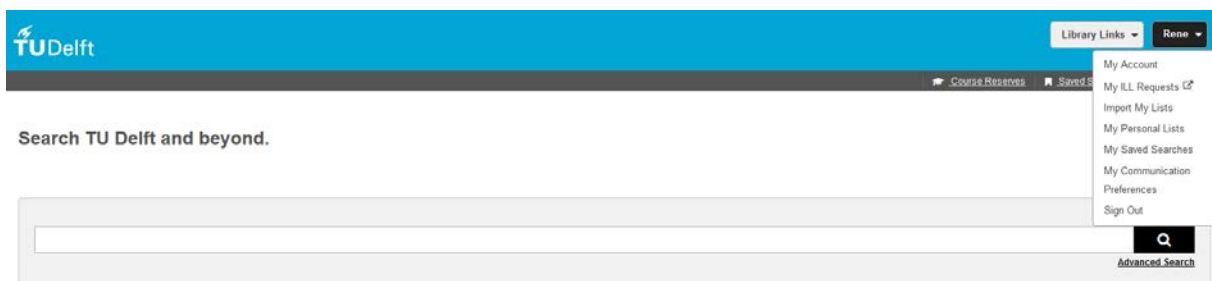


If you are an external customer, select the Onegini option and sign in.



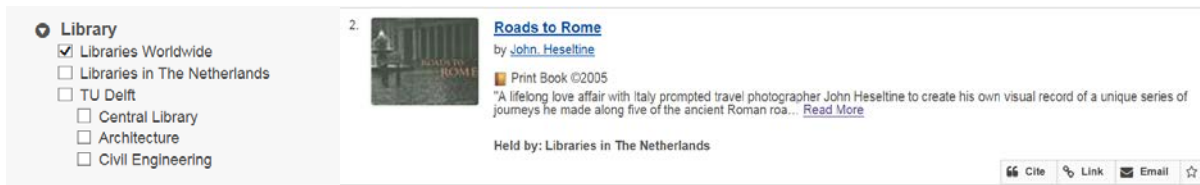
Step 3

You are now signed in.



Step 4

Look up the requested article, chapter or book. Put the checkmark on the left on "Libraries worldwide" to search outside the TU Delft collection.



Library

- Libraries Worldwide
- Libraries in The Netherlands
- TU Delft
 - Central Library
 - Architecture
 - Civil Engineering

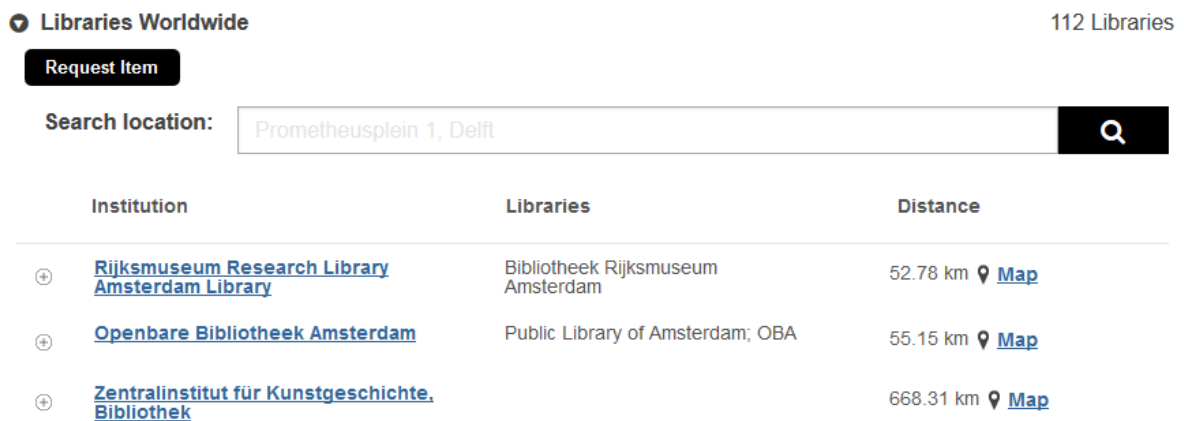
2. **Roads to Rome**
by [John Heseltine](#)
Print Book ©2005
"A lifelong love affair with Italy prompted travel photographer John Heseltine to create his own visual record of a unique series of journeys he made along five of the ancient Roman roa... [Read More](#)

Held by: Libraries in The Netherlands

Cite Link Email ☆

Step 5

Click on "Request item".



Libraries Worldwide 112 Libraries

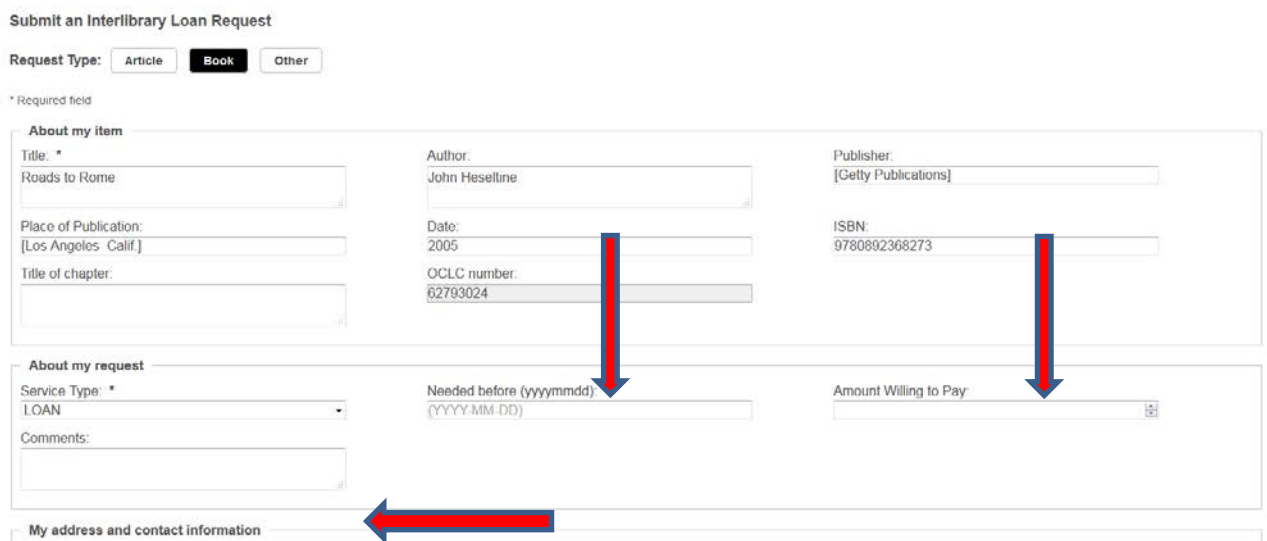
Request Item

Search location:

Institution	Libraries	Distance
Rijksmuseum Research Library Amsterdam Library	Bibliotheek Rijksmuseum Amsterdam	52.78 km Map
Openbare Bibliotheek Amsterdam	Public Library of Amsterdam; OBA	55.15 km Map
Zentralinstitut für Kunstgeschichte, Bibliothek		668.31 km Map

Step 6

Fill in the application form. Enter the date that you need the item and check whether the contact details are correct.



Submit an Interlibrary Loan Request

Request Type:

* Required field

About my item

Title: *

Author:

Publisher:

Place of Publication:

Date:

ISBN:

Title of chapter:

OCLC number:

About my request

Service Type: *

Comments:

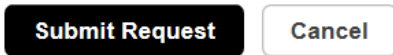
Needed before (yyyymmdd)
(YYYY-MM-DD)

Amount Willing to Pay:

My address and contact information

Step 7

And submit your ILL (Interlibrary Loan) application.



Step 8

The order can now be viewed under "My ILL Requests"

The screenshot shows the TU Delft library account interface. At the top, there is a blue header with the TU Delft logo and navigation links for "Library Links" and "Rene". Below the header, the page title is "Account Details - Rene". A green notification bar states: "Your request has been submitted for the following: Roads to Rome. Your request ID is 193280467." Below this, a section titled "Interlibrary Loan Requests" shows "8 Requests". There is a "Create Request" button and a "Sort by: Most Recent" dropdown menu with "Viewing last 60 Days" below it. A table lists the request details:

Request ID	Title	Status	Pickup Location
193280467	Roads to Rome by John Heseltine Book	Unknown	Central Library

Step 9

Do you have questions or feedback? Contact Ask Your Library via Library@tudelft.nl or +31 (0)15-278 5678