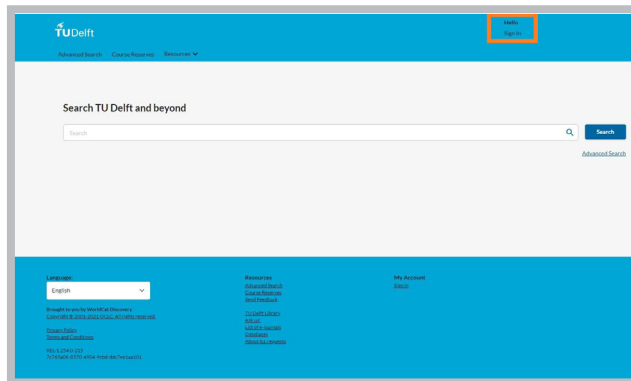


Manual for creating an eduID

Go to our [catalogue](#) and click on *Sign In*

1



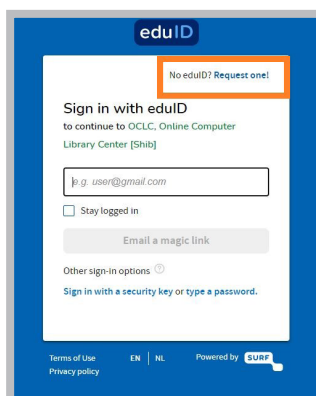
Choose *eduID*

2



Click on *Request an eduID*

3



4

Fill in the form

The screenshot shows a web form titled 'Request your eduID' with a blue header. Below the header, it says 'Already have an eduID? Login!'. The main heading is 'Request your eduID' followed by 'to continue to OCLC, Online Computer Library Center (Shib)'. There are three input fields: 'Your email address' (with example 'e.g. user@gmail.com'), 'First name' (with example 'e.g. Tim'), and 'Last name' (with example 'e.g. Berners-Lee'). Below these is a checkbox for 'I agree with the terms of service. I also understand the privacy policy.' and a 'Request your eduID' button. At the bottom, there are links for 'Terms of Use' and 'Privacy policy', language options 'EN | NL', and a 'Powered by SURF' logo.

Enter your e-mail address, your first and last name. If you agree to the terms of use, please check the “I Agree” box.

Then, click *Request your eduID* to continue the registration process.

5

Check your e-mail

The screenshot shows a confirmation page titled 'Please Check your email' in green. It says 'We've sent you an email at myemail@gmail.com. It contains a magic link that will sign you in.' Below this is a grey box with an information icon and the text 'Is the above email address incorrect? Please start over.' At the bottom, there are links for 'Privacy policy' and 'Terms of Use', language options 'EN | NL', and a 'Powered by SURF' logo.

Success! You will receive a verification e-mail in your inbox to verify your email address. It might end up in your Spam folder, so please check it if the e-mail does not seem to arrive.

6

Click on *Verify this email address* in the email you received

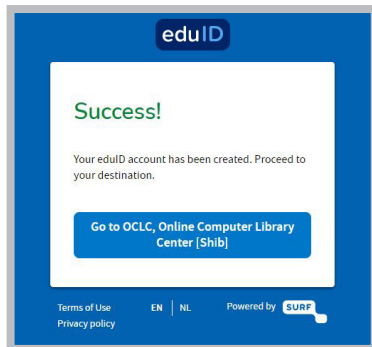
You've requested an eduID

Click the button below to verify that this email address belongs to you.

Verify this email address

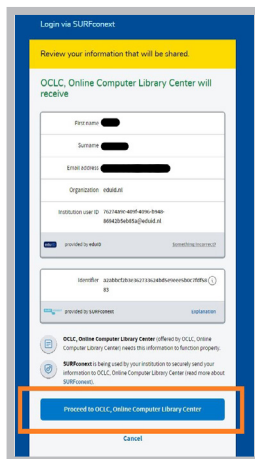
7

Your account has now been created.
Click on *OCLC, Online Computer Library Center* to get access to OCLC.



8

Click on *Yes, Proceed to OCLC*



IMPORTANT

You need to log in to share some of your personal details with OCLC. You will have to agree to continue logging in.

Do you have a question?

Please contact Ask Your Library

Phone: +31 (0)15 27 85678

Email: Library@tudelft.nl