



HOW TO GET THE PDF?


Are you looking for an article which is not available in the collection of the TU Delft? Find the full-text of the article by following the route as presented.




1 UNPAYWALL
Find, track and use 25 million open access publications. Download the unpaywall extension at unpaywall.org and get access to full-text research papers. For Chrome and Firefox.




2 OPEN ACCES BUTTON
Free, legal research articles delivered instantly are automatically requested from authors. Download the button at openaccessbutton.org as an extension for your browser.




3 GOOGLE SCHOLAR BUTTON
Find Full-text articles via Google Scholar Button. The button is a plug-in and is available for [Firefox](#), [Chrome](#) and Safari. Add it in the settings of your browser.



4 REQUEST COPY VIA AUTHOR
You can always request a copy directly from the author; often not the fastest way, but traditionally a well-used route to get PDFs.



5 #CANHAZPDF
Use the hashtag #CanHazPDF in a tweet with the link or name of the desired publication. People who have access to the publication can then share it with you.



6 REQUEST PDF VIA LIBRARY
If a publication is not available in the TU Delft collection, the TU Delft Library offers academic articles as PDF's for all Delft students en researchers by using [interlibrary loan](#).



7 BUY FROM PUBLISHER
You can buy the PDF from the respective publisher or journal by contacting them via their platforms.



Questions? Contact researchsupport@tudelft.nl