

# Gender diversity at Delft University of Technology

Below is an overview of the current gender diversity figures at TU Delft and the figures over time. Hover over graphs for more information. The orange line seen in the **Full professors** graph is the target set by TU Delft for the percentage female Full professors to be achieved by 2025 (when selecting headcount). To see the full Facts and Figures for TU Delft click here: <https://www.tudelft.nl/en/about-tu-delft/facts-and-figures/>

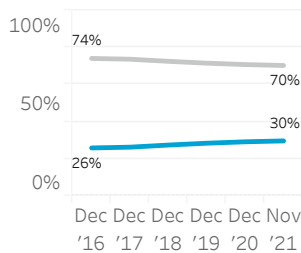
## Proportion of women at TU Delft in 2021

■ Male
 ■ Female
 ● FTE
 ○ Headcount

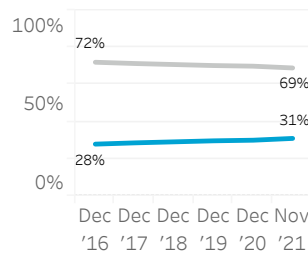


## Proportion of women at TU Delft over time

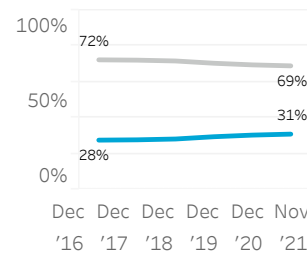
Bachelor students | headcount



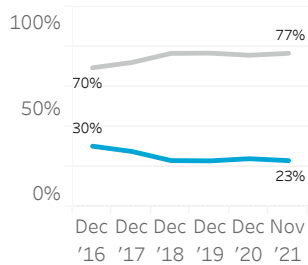
Master students | headcount



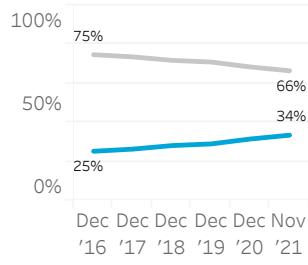
PhD students | headcount



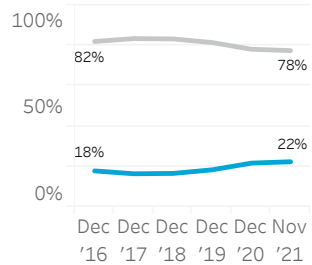
Postdocs | FTE



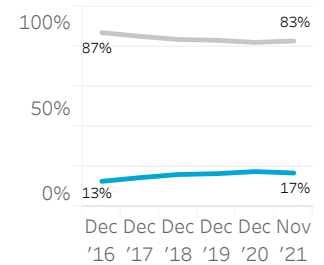
Assist. professors | FTE



Assoc. professors | FTE



Full professors | FTE



Snapshot date: December 1, 2021. Reference dates: November 2021 or end of year if before 2021.

This dashboard was created by the Data-Insights team. Contact or questions: [data-insights-sd@tudelft.nl](mailto:data-insights-sd@tudelft.nl)



# Gender diversity at Delft University of Technology

Below is an overview of the current gender diversity figures at TU Delft and the figures over time. Hover over graphs for more information. The orange line seen in the **Full professors** graph is the target set by TU Delft for the percentage female Full professors to be achieved by 2025 (when selecting headcount). To see the full Facts and Figures for TU Delft click here: <https://www.tudelft.nl/en/about-tu-delft/facts-and-figures/>

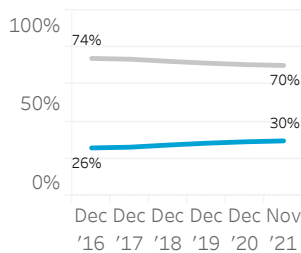
## Proportion of women at TU Delft in 2021

Male  
Female  
FTE  
Headcount

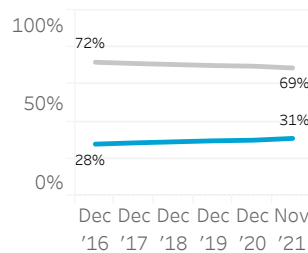


## Proportion of women at TU Delft over time

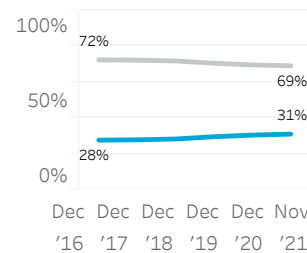
Bachelor students | headcount



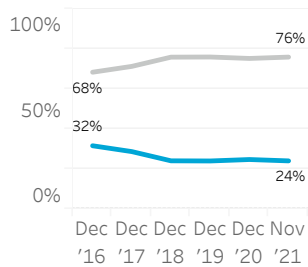
Master students | headcount



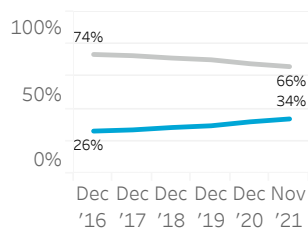
PhD students | headcount



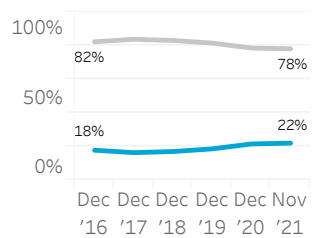
Postdocs | Headcount



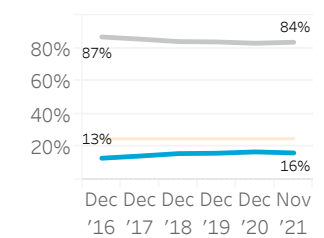
Assist. professors | Headcount



Assoc. professors | Headcount



Full professors | Headcount



Snapshot date: December 1, 2021. Reference dates: November 2021 or end of year if before 2021. This dashboard was created by the Data-Insights team. Contact or questions: [data-insights-sd@tudelft.nl](mailto:data-insights-sd@tudelft.nl)

